


COLORING CONTEST

Color in Buck, take a photo and tag @VivaKidsFilms on Instagram for a chance to win an awesome prize!




TERRA
WILLY
UNEXPLORED PLANET

AVAILABLE EVERYWHERE OCT 27TH

MAZE



Willy is lost in space. Can you help them find his way back to planet Earth?



TERRA
WILLY
UNEXPLORED PLANET



**AVAILABLE
EVERYWHERE
OCT 27TH**

SPOT THE DIFFERENCE

Circle the 4 differences between the two photos.



TERRA
WILLY
UNEXPLORED PLANET

AVAILABLE
EVERYWHERE
OCT 27TH

ANSWERS:
Eyes, Tail,
Robot's Smile,
Lower right
side of Robot.

TERRA WILLY

UNEXPLORED PLANET

AVAILABLE EVERYWHERE OCT 27TH

HOW MANY?

Count the numbers
of stars you see
below!




I SEE STARS

ANSWER:
Seventy-Two

WORD SEARCH

How many words can you find below?



R S I G I N C T O P U M O S T S C C S L
L R G L E R H E S H U O S S I E H L E L
Y N I L T M L D I P L O I D I S C M M S
L U O Y U R O G I L L S S O O Y O M D U
P I D H O C R S I C O O A M T S S I I C
M D I P L L O S O T Y C T O O E P S E L
O I A O R L P S I B D T S M E S R S U M
C T T R M E L M E L I K O X I M I T K V
T S N O I T A I T N E R E F F I D S A T
H A U L C M S K E L H L M I M Y I I R T
C L C H R H T S E C P M O T I L I T Y D
V P L C O L O T R M L I H T D I H O O C
E S E S T R O N O I T A R I P S E R T I
O S U I U N G C D D A H A H E M O P I D
L T S M B L I A P R O K A R Y O T I C A
Y T S H U G O I N S I G H P P G N N I M
I S I U L T C P H E E A S E L C I S E V
N N T O E I T I K A L Y S O S O M E E S
I I G T S R V A C U O L E R E S I Y P I
O L E E R I C I C G E E E R A O O D S Y

WORD BANK

EARTH
PLANET
ROCKETSHIP

ALIEN
OUTERSPACE
HOME

WILLY
FLASH
ROBOT

TERRA
WILLY
UNEXPLORED PLANET

AVAILABLE
EVERYWHERE
OCT 27TH

SNACK TIME

Try one of these delicious movie-themed snacks while watching **TERRA WILLY**.

GALAXY POPCORN

What you'll need:

- 1 bag of microwave popcorn
- 1 bag of black candy melts
- ¼ cup of blue candy melts
- ¼ cup of pink candy melts
- Edible glitter or sprinkles (optional)



1. Make popcorn according to package instructions.
2. Melt whole bag of black candy melts in microwave.
3. In a large bowl, combine popcorn and blue melted candy.
4. Spread popcorn in a single layer on wax paper lined cookie sheet.
5. Melt 1/4 cup of both blue and pink candy melts. Drizzle on top of popcorn.
6. Sprinkle with edible glitter / sprinkles.
7. Refrigerate for 15 minutes.
8. Serve immediately or store in airtight container.

Recipe courtesy of RasingWahasians.com.

TERRA
WILLY
UNEXPLORED PLANET

AVAILABLE
EVERYWHERE
OCT 27TH



FRUITY ROCKET SHIPS

What you'll need to make 4 rocket ships:

- **1 Banana**
- **2 Strawberries**
- **4 pineapple chunks**
- **4 watermelon chunks**

- 1. Cut watermelon into 4 small triangles. Thread watermelon triangles, long-side down, onto small wooden skewers.**
- 2. Cut strawberries in half lengthways. Thread, with the wider side down, onto the skewers.**
- 3. Cut banana in half crossways, then cut each piece in half lengthways. Thread onto the skewers.**
- 4. Cut pineapple into 4 small triangles. Thread onto the skewers to make the top of each rocket ship.**

Recipe courtesy of Taste.com.au

TERRA
WILLY
UNEXPLORED PLANET

**AVAILABLE
EVERYWHERE
OCT 27TH**